



P O Box 51 964 Pakuranga Auckland 2140  
27a Bowden Road Mt Wellington Auckland 1060  
Tel 09 273 1524  
Fax 09 273 1525  
Web [www.kermac.co.nz](http://www.kermac.co.nz)

**Choose from the KerMac Compact Laminate Range**  
**All Colours are available as 6mm/13mm Compact Laminate**  
**(Subject to availability, 8-12 week order time)**

Plain Colours



851XL  
WARM WHITE



13XL  
EGG WHITE




856XL  
FROSTY WHITE



17XL  
MYSORE IVORY



855XL  
IVORY



859XL  
PEANUT



871XL  
BEIGE



860XL  
GREY



861XL  
GOTHIC GREY




P O Box 51 964 Pakuranga Auckland 2140  
27a Bowden Road Mt Wellington Auckland 1060  
Tel 09 273 1524  
Fax 09 273 1525  
Web [www.kermac.co.nz](http://www.kermac.co.nz)



862XL  
SLATE GREY



873XL  
DARK GREY



11XL  
BLACK



15XL  
LIGHT YELLOW



870XL  
YELLOW




864XL  
MANGO



857XL  
ORANGE




872XL  
VODAFONE RED



19XL  
RED



866XL  
LIGHT BLUE



867XL  
GREYISH BLUE



853XL  
BLUE



P O Box 51 964 Pakuranga Auckland 2140  
27a Bowden Road Mt Wellington Auckland 1060  
Tel 09 273 1524  
Fax 09 273 1525  
Web [www.kermac.co.nz](http://www.kermac.co.nz)



868XL  
SEA GREEN



865XL  
PARROT GREEN



869XL  
GREEN

### Wood Grains



890XL  
SAPELLI MAHOGANY



896XL  
IPU MAHOGANY



897XL  
URBAN MAHOGANY



892XL  
URBAN TEAD



893XL  
GERMAN OAK



898XL  
BALINESE OAK



900XL  
MONNESTRY OAK



899XL  
ARUSHA WENGE



901XL  
STEAIGHT GRAINED WENGE (RED)



P O Box 51 964 Pakuranga Auckland 2140  
27a Bowden Road Mt Wellington Auckland 1060  
Tel 09 273 1524  
Fax 09 273 1525  
Web [www.kermac.co.nz](http://www.kermac.co.nz)



894XL  
DOUGLAS PINE



902XL  
ORIENTAL CANE (WHITE)



906XL  
MOLDAU ACACIA



907XL  
MOLDAU ACACIA



903XL  
MOUNTAIN LARCH



905XL  
NOCE VERSAILLIES



891XL  
PLANKED ALDER



908XL  
THANSAU MAPLE



909XL  
BAVARIAN BEECH



904XL  
LORRAINE CHERRY